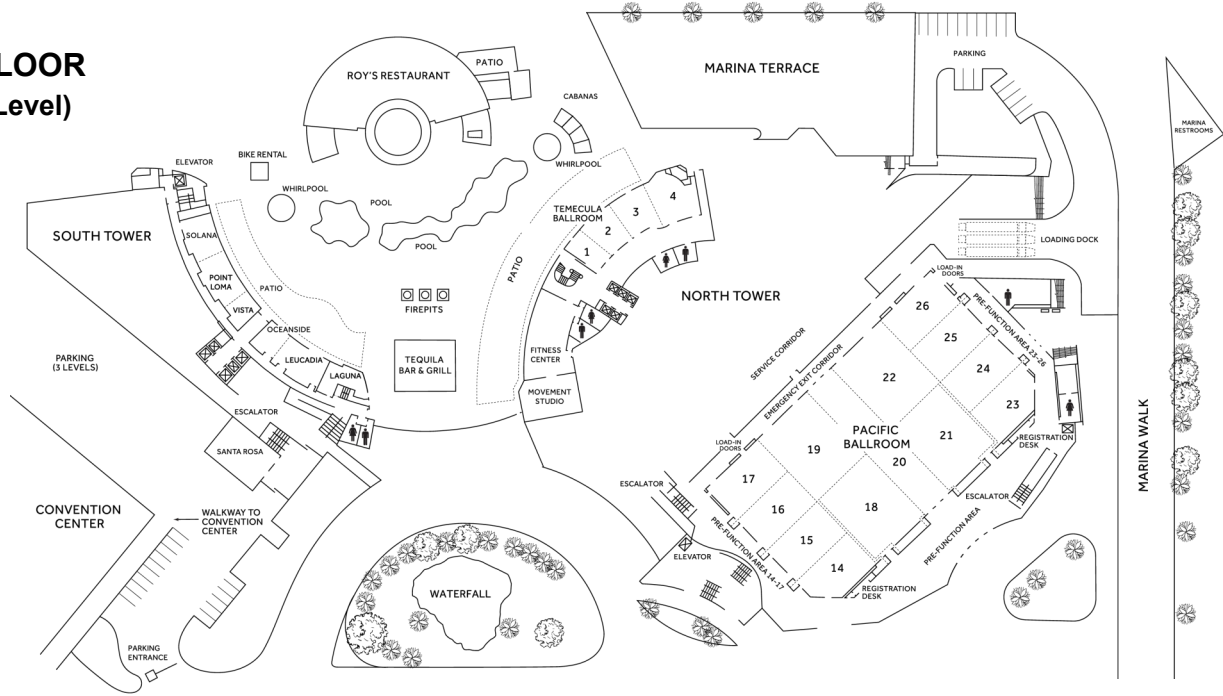
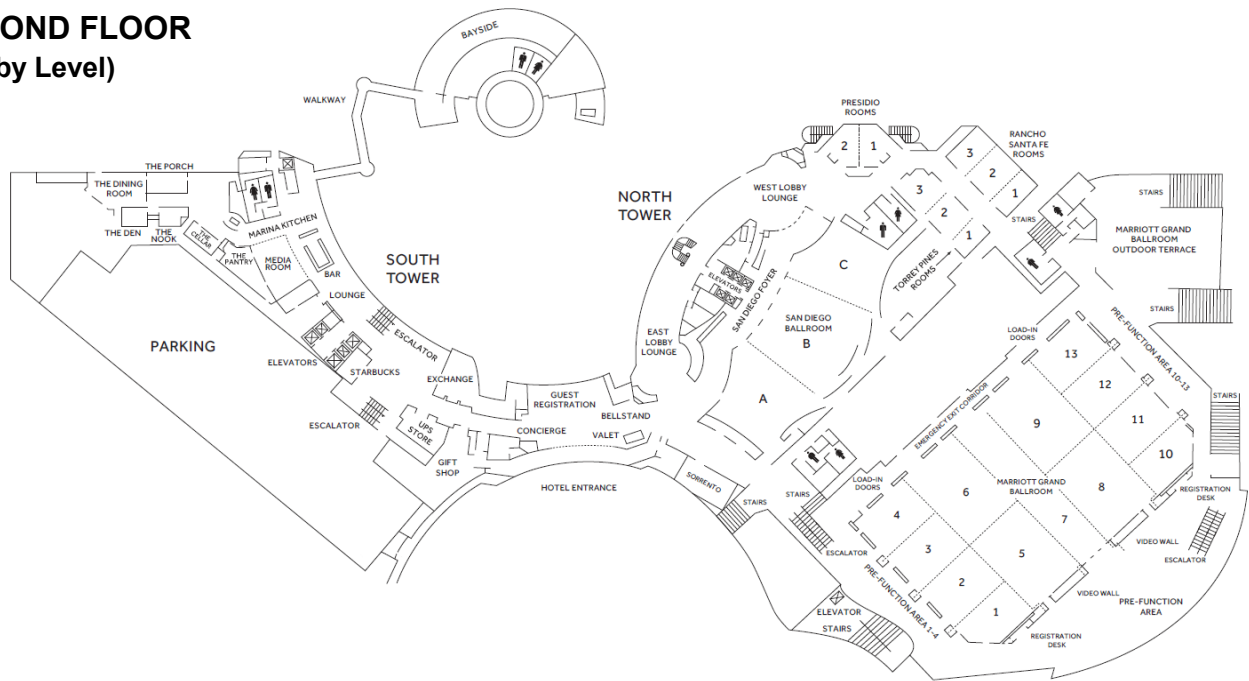


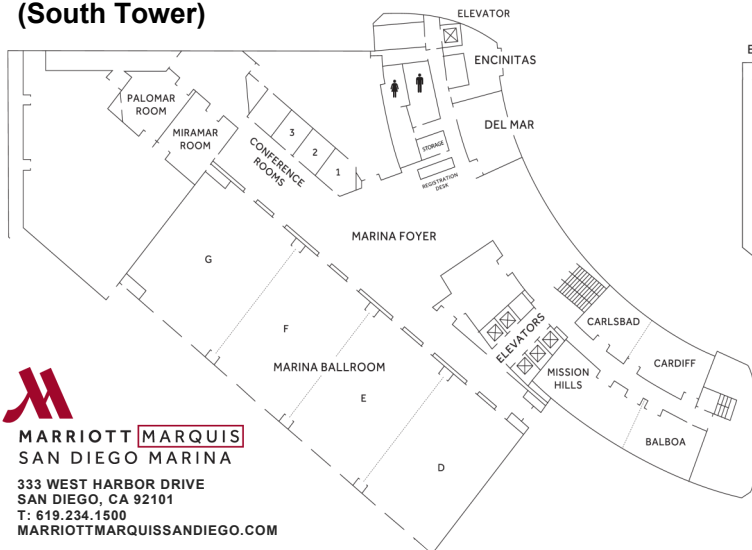
FIRST FLOOR (Ground Level)



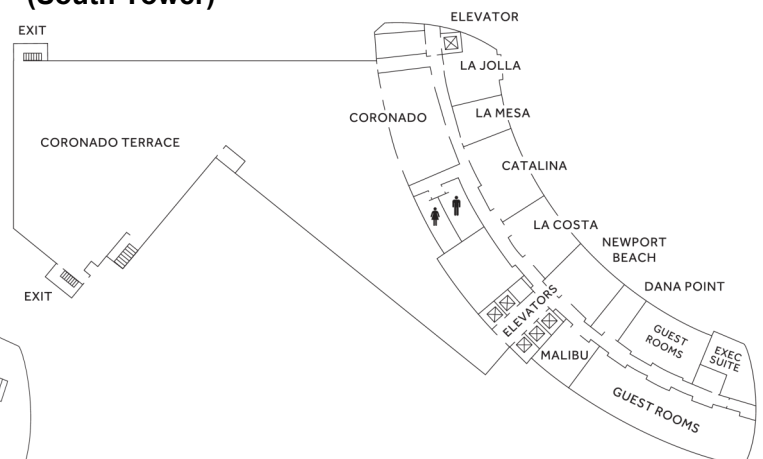
SECOND FLOOR (Lobby Level)



THIRD FLOOR (South Tower)



FOURTH FLOOR (South Tower)



North Tower- First Floor (Ground Level)

Meeting Room	Dimensions LxWxH	Area Sq. Ft.	Theatre	School	Conf	U-Shape	Hollow Square	Reception	Banquet
Temecula Rooms (Pool View)	111' x 24' x 10'11"	2,577	230	110	-	-	-	200	120
Temecula 1	27' x 24' x 10'11"	633	50	30	18	16	18	40	30
Temecula 2	27' x 24' x 10'11"	635	50	30	18	16	18	50	30
Temecula 3	27' x 24' x 10'11"	636	50	30	18	16	18	50	30
Temecula 4	29' x 28' x 10'11"	650	50	30	18	16	18	50	30
Temecula Foyer	(Very limited space – Registration – (2) 6' tables would fit outside door)								
North Pool Deck	-	-	-	-	-	-	-	100	60
South Pool Deck	-	-	-	-	-	-	-	200	130
Entire Pool Deck	-	34,850	-	-	-	-	-	1,700	-

North Tower- Second Floor (Lobby Level)

Meeting Room	Dimensions LxWxH	Area Sq. Ft.	Theatre	School	Conf	U-Shape	Hollow Square	Reception	Banquet
San Diego Ballroom	191' x 74'	14,359	1,340	750	-	-	-	1,500	1,100
Salon A	54' x 79'	4,066	390	180	40	50	50	450	280
Salon B	84' x 91'	6,066	530	300	60	50	50	600	480
Salon C	54' x 79'	4,066	390	180	40	50	50	450	280
San Diego Ballroom Foyer	152' x 24' x 11'	3,648	-	-	-	-	-	525	-
Rancho Santa Fe Rooms (Water View)	68' x 34' x 9'	2,426	220	125	50	50	50	250	120
Rancho Santa Fe 1	19' x 32' x 9'	736	60	25	25	20	30	50	30
Rancho Santa Fe 2	25' x 34' x 9'	1,031	100	60	25	25	30	100	70
Rancho Santa Fe 3	20' x 34' x 9'	659	70	40	25	20	30	60	30
Torrey Pines Rooms	81' x 25' x 9'	2,143	170	120	50	50	50	170	100
Torrey Pines 1	19' x 27' x 9'	529	50	25	20	20	20	50	30
Torrey Pines 2	30' x 25' x 9'	750	60	30	20	20	25	80	50
Torrey Pines 3	32' x 27' x 9'	864	80	55	25	25	30	70	50
Presidio Rooms (Water View)	43' x 35' x 9'	1,581	140	80	35	30	35	130	100
Presidio 1	22' x 35' x 9'	786	70	34	20	16	20	75	50
Presidio 2	22' x 35' x 9'	786	70	34	20	16	20	75	50
Lobby Lounge West	-	2,300	-	-	-	-	-	300	200
Lobby Lounge East	-	1,500	-	-	-	-	-	-	-



South Tower- First Floor

Meeting Room	Dimensions LxWxH	Area Sq. Ft.	Theatre	School	Conf	U-Shape	Hollow Square	Reception	Banquet
Laguna (Pool View)	36' x 12' x 8'	432	50	25	20	20	23	50	40
Leucadia (Pool View)	30' x 24' x 8'	720	75	50	26	24	30	70	50
Oceanside (Pool View)	20' x 24' x 8'	480	40	25	18	18	20	45	30
Vista (Pool View)	20' x 22' x 8'	480	40	25	18	18	20	45	30
Point Loma (Pool View)	44' x 29' x 8'	1,041	95	55	40	30	36	100	60
Solana (Pool View)	43' x 29' x 8'	1,056	90	55	40	30	36	100	60
Point Loma/Solana combined	90' x 30' x 8'	2,098	200	125	80	66	74	220	140
Santa Rosa	33' x 49' x 8'	1,617	150	100	45	45	50	200	100
Bayside Pavilion (Water View)	50' x 32' x 10'	4,495	-	-	-	-	-	300	200

South Tower- Third Floor

Meeting Room	Dimensions LxWxH	Area Sq. Ft.	Theatre	School	Conf	U-Shape	Hollow Square	Reception	Banquet
Marina Ballroom	207' x 73' x 16'	15,111	1,500	900	-	-	-	1,800	1,080
Salon D	50' x 73' x 16'	3,650	390	200	60	50	50	400	240
Salon E	49' x 73' x 16'	3,577	390	200	60	50	50	400	240
Salon F	49' x 73' x 16'	3,577	390	200	60	50	50	400	240
Salon G	57' x 73' x 16'	4,161	420	220	60	50	50	500	300
Marina Ballroom Foyer	-	7,219	-	-	-	-	-	600	-
Cardiff (Water View)	38' x 23' x 10'	874	80	60	30	30	35	100	60
Carlsbad (Water View)	23' x 23' x 10'	529	50	30	20	20	25	60	40
Cardiff/Carlsbad combined	69' x 26' x 10'	1,403	150	100	50	50	60	160	100
Balboa (City View)	39' x 25' x 10'	740	65	45	30	30	35	100	50
Mission Hills (City View)	52' x 25' x 10'	980	95	50	40	40	45	110	70
Balboa/Mission Hills combined	91' x 25' x 10'	1,720	180	120	70	70	80	210	110
Del Mar (Water View)	30' x 23' x 10'	690	75	50	25	25	30	75	40
Encinitas (Water View)	30' x 19' x 8'	570	-	-	13	-	-	-	13
Miramar Room	27' x 33' x 8'	832	70	50	25	20	25	70	50
Palomar Room	29' x 31' x 8'	750	55	35	20	20	25	70	50
Conference Room 1	18' x 14' x 8'	252	-	-	8	-	-	-	8
Conference Room 2	14' x 16' x 8'	224	-	-	8	-	-	-	8
Conference Room 3	14' x 16' x 8'	224	-	-	8	-	-	-	8

South Tower- Fourth Floor

Meeting Room	Dimensions LxWxH	Area Sq. Ft.	Theatre	School	Conf	U-Shape	Hollow Square	Reception	Banquet
Malibu (City View)	15' x 26' x 7'	390	40	24	20	18	20	40	30
Dana Point (Water View)	14' x 28' x 6'10"	392	-	-	12	-	-	-	12
Newport Beach (Water View)	28' x 28' x 6'10"	784	40	27	20	16	20	60	40
La Costa (Water View)	42' x 28' x 7'	1,176	90	57	36	34	38	70	50
Catalina (Water View)	41' x 24' x 7'	984	90	60	30	30	35	90	60
La Mesa (Water View)	11' x 22' x 7'	242	-	-	12	-	-	-	12
La Jolla (Water View)	38' x 12' x 7'	480	-	-	12	-	-	-	12
Coronado Room	55' x 27' x 7'	1,144	120	70	40	40	45	110	70
Coronado Terrace (Water View)	140' x 116'	16,240	-	-	-	-	-	600	500



Marriott Grand Ballroom (North Tower- Lobby Level)

Meeting Room	Dimensions LxWxH	Area Sq. Ft.	Theatre	School	Conf	U-Shape	Hollow Square	Reception	Banquet
Marriott Grand Ballroom	240' x 150' x 26'	35,631	3,718	2,268	-	-	-	3,560	2,540
Section 1	52' x 37.5' x 26'	1,720	160	100	40	37	46	170	100
Section 2	52' x 37.5' x 26'	1,950	190	120	40	40	50	195	120
Section 3	52' x 37.5' x 26'	1,950	190	120	40	40	50	195	120
Section 4	52' x 37.5' x 26'	1,950	190	120	40	40	50	195	120
Section 5	51.5' x 75' x 26'	3,930	432	255	56	60	65	380	240
Section 6	51.5' x 75' x 26'	3,930	432	255	56	60	65	380	240
Section 7	26' x 150' x 26'	3,900	-	-	-	-	-	-	-
Section 8	51.5' x 75' x 26'	3,900	432	255	56	60	65	380	240
Section 9	51.5' x 75' x 26'	3,900	432	255	56	60	65	380	240
Section 10	52' x 37.5' x 26'	1,710	160	100	40	37	46	170	100
Section 11	52' x 37.5' x 26'	1,950	190	120	40	40	50	195	120
Section 12	52' x 37.5' x 26'	1,950	190	120	40	40	50	195	120
Section 13	52' x 37.5' x 26'	1,950	190	120	40	40	50	195	120
Section 1-6	103' x 150' x 26'	15,440	1,477	1,000	-	-	-	1,530	1,080
Section 1-7	133' x 150' x 26'	19,950	2,025	1,326	-	-	-	2,025	1,420
Section 5-9	136' x 150' x 26'	20,400	2,080	1,352	-	-	-	2,040	1,500
Section 7-13	133' x 150' x 26'	19,950	2,025	1,326	-	-	-	2,025	1,420
Section 8-13	103' x 150' x 26'	15,440	1,477	1,000	-	-	-	1,530	1,080
Marriott Grand 10' x 10' Booths (190) • 8' x 10' Booths (211)									
Marriott Grand Ballroom Total Foyer		26,729	-	-	-	-	-	2,000	-
Marriott Grand Ballroom Main Foyer		13,570	-	-	-	-	-	-	-
Marriott Grand Ballroom Foyer 1-4		7,125	-	-	-	-	-	-	-
Marriott Grand Ballroom Foyer 10-13		6,034	-	-	-	-	-	-	-
Marriott Grand Ballroom Terrace		8,216	-	-	-	-	-	700	-
Sorrento Room - Marriott Grand Ballroom VIP Office (Existing Set 10)		683	-	-	-	-	-	-	-



Pacific Ballroom (North Tower- Ground Level)

Meeting Room	Dimensions LxWxH	Area Sq. Ft.	Theatre	School	Conf	U-Shape	Hollow Square	Reception	Banquet
Pacific Ballroom	240' x 150' x 16'	35,631	3,438	2,155	-	-	-	3,380	2,460
Section 14	52' x 37.5' x 16'	1,720	160	100	40	37	46	170	100
Section 15*	52' x 37.5' x 16'	1,950	190	120	40	40	50	185	110
Section 16*	52' x 37.5' x 16'	1,950	190	120	40	40	50	185	110
Section 17	52' x 37.5' x 16'	1,950	190	120	40	40	50	195	120
Section 18*	51' x 75' x 16'	3,930	390	230	56	60	65	370	260
Section 19*	51' x 75' x 16'	3,930	390	230	56	60	65	370	260
Section 20	26' x 150' x 16'	3,900	-	-	-	-	-	-	-
Section 21*	51' x 75' x 16'	3,900	390	230	56	60	65	370	260
Section 22*	51' x 75' x 16'	3,900	390	230	56	60	65	370	260
Section 23	52' x 37.5' x 16'	1,720	160	100	40	37	46	170	100
Section 24*	52' x 37.5' x 16'	1,950	190	120	40	40	50	185	110
Section 25*	52' x 37.5' x 16'	1,950	190	120	40	40	50	185	110
Section 26	52' x 37.5' x 16'	1,950	190	120	40	40	50	195	120
Sections 14-19	103' x 150' x 16'	15,440	1,447	942	-	-	-	1,460	1,040
Sections 14-20	133' x 150' x 16'	19,950	1,940	1,278	-	-	-	1,900	1,290
Sections 18-22	136' x 150' x 16'	20,400	2,020	1,308	-	-	-	1,930	1,430
Sections 20-26	133' x 150' x 16'	19,950	1,940	1,278	-	-	-	1,900	1,290
Sections 21-26	103' x 150' x 16'	15,430	1,447	942	-	-	-	1,460	1,040
Pacific Ballroom 10' x 10' Booths (178) • 8' x 10' Booths (199)									
Pacific Ballroom Total Foyer		19,170	-	-	-	-	-	-	-
Pacific Ballroom Main Foyer		9,844	-	-	-	-	-	1,050	-
Pacific Ballroom Foyer 14-17		5,858	-	-	-	-	-	-	-
Pacific Ballroom Foyer 23-26		3,468	-	-	-	-	-	-	-
Marina Terrace		26,450	-	-	-	-	-	2,645	2,000

* Pillar Rooms

